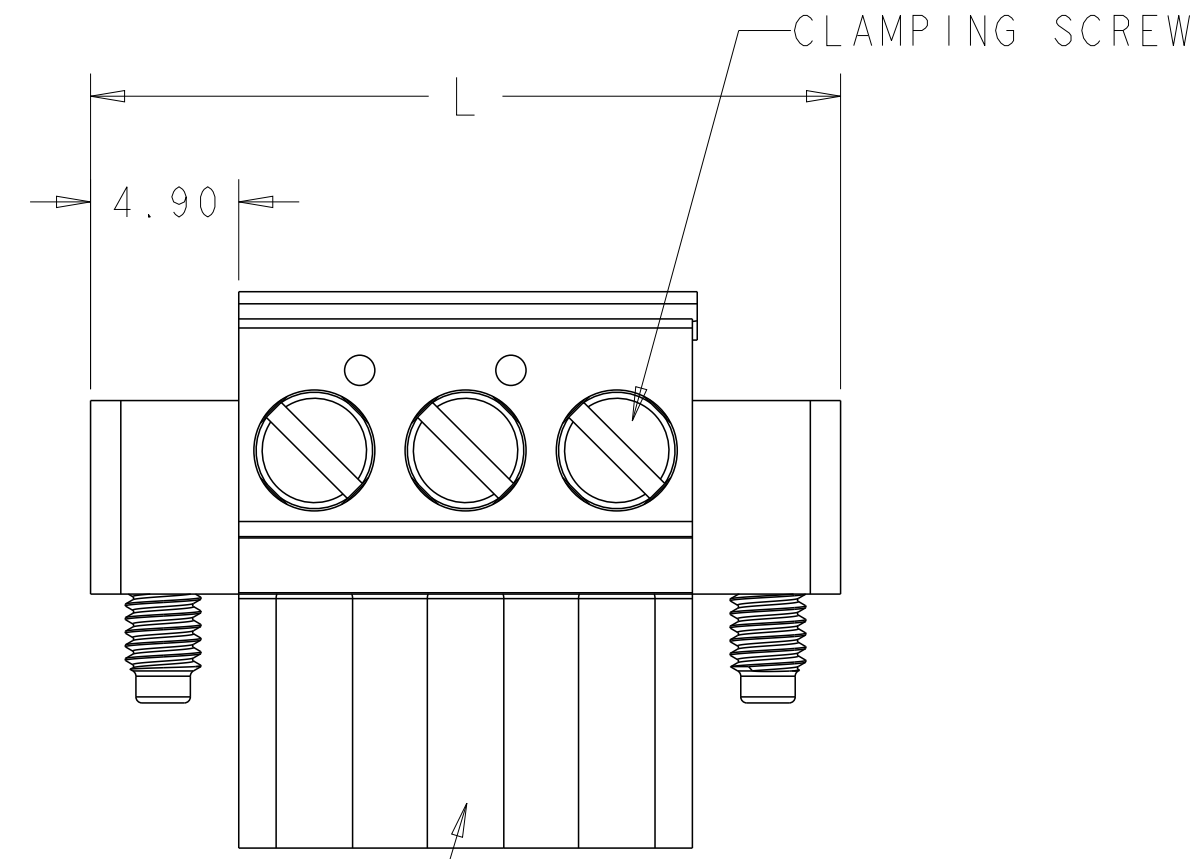
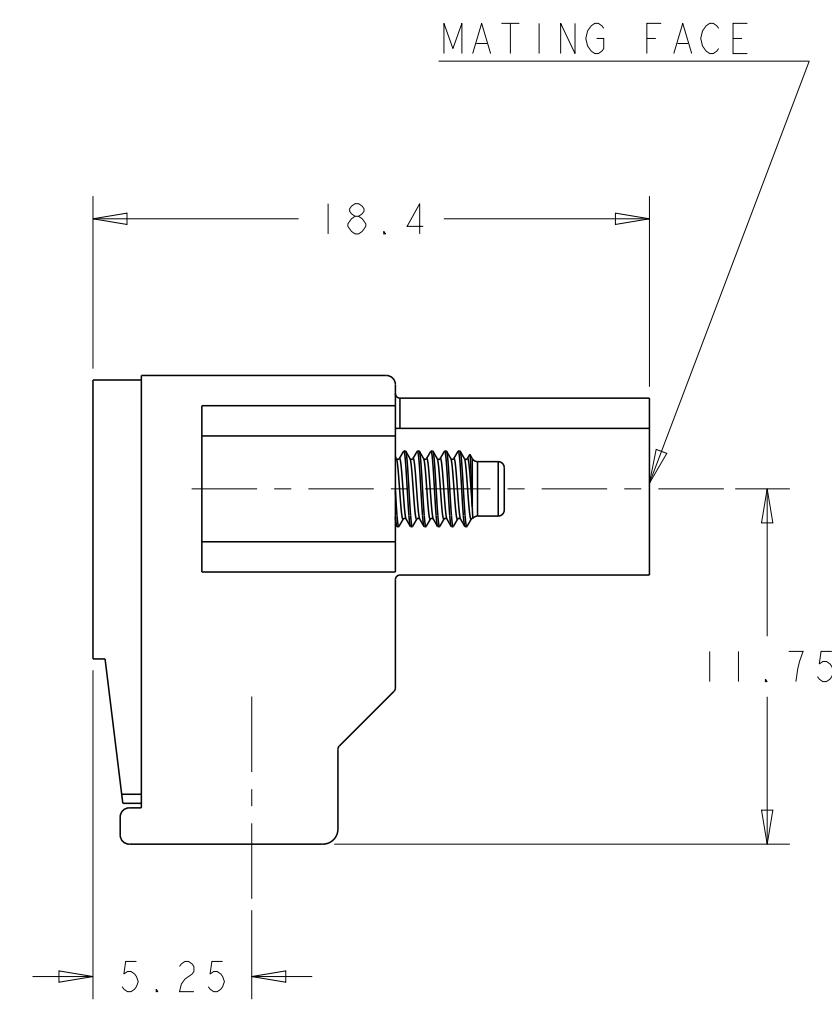
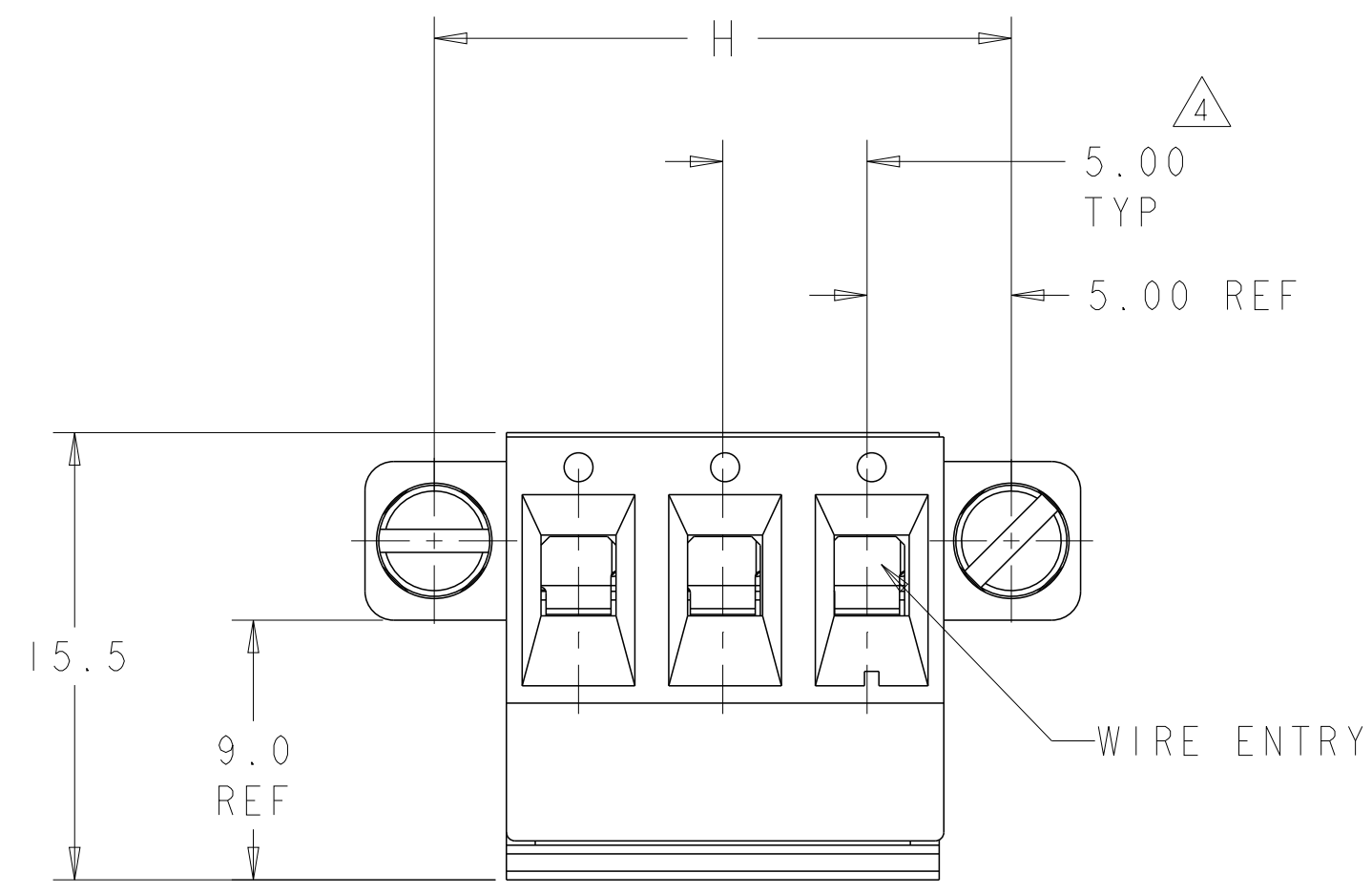
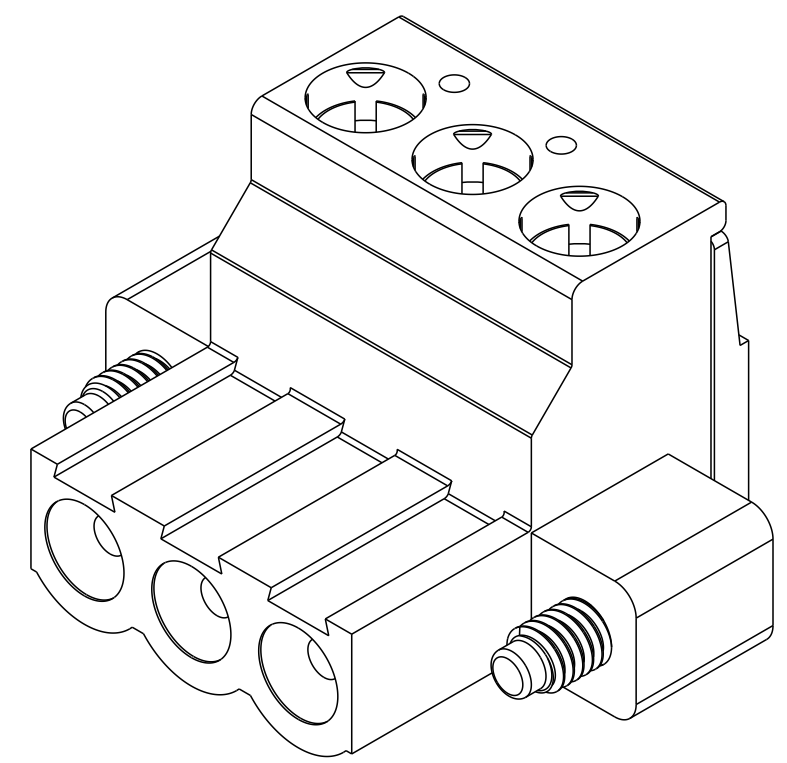


THIS DRAWING IS UNPUBLISHED. RELEASED FOR PUBLICATION 20
 © COPYRIGHT 20 BY - ALL RIGHTS RESERVED.

REVISIONS					
P	LTR	DESCRIPTION	DATE	DWN	APVD
	B1	NEW PN FOR 9 AND 10 POS. ADDED	27JAN2015	PS	JK



POLARIZATION KEY SLOT



NOTES:

- MATERIALS & FINISH
 HOUSING : PA6.6 , UL94 V0, COLOR -GREEN
 SCREW M3 : BRASS, NICKEL PLATED
 CLAMP : BRASS, NICKEL PLATED
 CONTACT : PHOSPHOR BRONZE , TIN PLATED
- RECOGNIZED UNDER THE COMPONENT PROGRAM OF UNDERWRITERS LABORATORIES INC. FILE No. E60677.
- IMQ CERTIFICATE WITH SURVEILLANCE ON CONFORMITY WITH IEC 998-1/998-2-1.
- NOT CUMULATIVE TOLERANCE.
- MECHANICAL
 INSERTION FORCE PER POLE : MAX 3N
 WITHDRAWAL FORCE PER POLE : MIN 1.5 N
 RECOMMENDED/ HIGHEST TIGHTENING TORQUE: 0.5/0.6 Nm
 WIRE STRIPPING LENGTH: 6.0 TO 7.5mm
- ELECTRICAL
 WIRE RANGE : 30 - 12 AWG
 MAX. VOLTAGE : 300 V
 MAX CURRENT : 15 A
 CONTACT RESISTANCE : <15 m Ohm
 INSULATION RESISTANCE : > 1000 M Ohm (500V DC)
- OPERATING TEMPERATURE RANGE: -40°C TO +110°C

59.8	55.0	10	1-796858-0
54.8	50.0	9	796858-9
49.8	45.0	8	796858-8
44.8	40.0	7	796858-7
39.8	35.0	6	796858-6
34.8	30.0	5	796858-5
29.8	25.0	4	796858-4
24.8	20.0	3	796858-3
19.8	15.0	2	796858-2
L	H	NO. OF POSN	PART NUMBER

THIS DRAWING IS A CONTROLLED DOCUMENT.		DWN S. WELDON 12FEB2001	TE Connectivity	
DIMENSIONS: mm		CHK D. BIEVENOUR 12FEB2001		
TOLERANCES UNLESS OTHERWISE SPECIFIED:		APVD D. BIEVENOUR 12FEB2001		
0 PLC ± 1 PLC ±0.2 2 PLC ±0.15 3 PLC ± 4 PLC ± ANGLES ±2° FINISH		NAME		
MATERIAL		PRODUCT SPEC	TERMINAL BLOCK, PLUG, 90 DEG, WITH SCREW LOCKING FLANGE 5.00mm PITCH	
		APPLICATION SPEC	SIZE	RESTRICTED TO
		WEIGHT	A200779	SCALE 4:1
		Customer Drawing	C-796858	SHEET 1 OF 1
				REV B1